
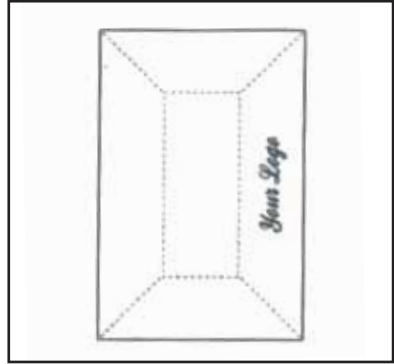


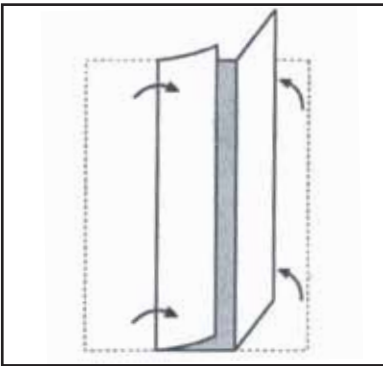
Storing and Caring for your Table Cover



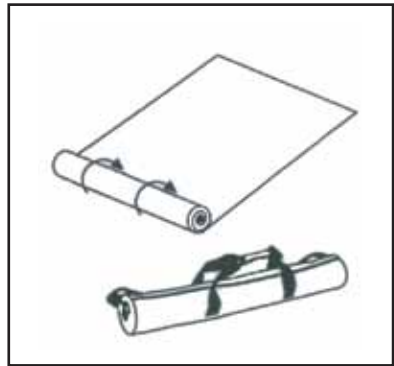
1. Remove the throw from the table.



2. Lay throw out flat on the floor with graphics facing up.



3. Fold throw in thirds lengthwise with graphics to the inside, starting with the back seam.



4. Finally, roll the throw onto the packing tube that it shipped with. When completely rolled, pack in a soft case (sold separately) until next use.

Caring for IMPRINTED CLOTH COVERS

Imprint/Fabric Care; Polyester Twill: Machine wash separately on extra delicate cycle using cold water & mild detergent (Woolite®). Tumble dry on ultra low/delicate heat setting for 8-10 mins (less dry setting). Do not iron imprint; Do not bleach; Do not dry clean.

Our imprinted table coverings are designed to provide the user with a cost effective and durable product. Our standard one year warranty covers against defects in material and workmanship. It does not cover damage due to accidents, stains, misuse, or normal wear and tear. Table Coverings found to be defective will be replaced or repaired at factory's discretion.